

Dear Parents/Carers,

As you know, here at Newton Leys Primary School, we teach Phonics through the scheme 'Read, Write, Inc.'. Within this scheme, your child is now in **Purple** group and will be bringing the corresponding books home. These books will contain text that the children should be able to sound out and blend independently. It is important that you listen to your child read their book regularly, ideally daily. Reading the same text repeatedly supports their understanding and fluency. Therefore, their book will only be changed once a week. Please ensure that you write in your child's Reading Record every time you hear them read and ensure that this, along with their book, remains in their Book Bag.

What can you do to help your child?

- Listen to them read the same text again and again.
- Encourage them to spot 'Special Friends'/digraph/trigraphs (where two/three letters make one sound, e.g. 'ay' in 'play'), sound out words but also read words in their head if they are able to.
- Discuss the words in the text and their meaning.













Over the next few weeks your child will be recapping the following sounds in their Phonics Lessons:



We are fortunate enough to have access to the Read, Write, Inc Virtual Portal which allows us access to teaching videos amongst some other amazing resources! We are pleased to announce that we can share these videos with you to support your child at home. Each video will introduce a sound and give your child an opportunity to practice reading this sound and spot it in words.

All you need to do is hover your camera or a QR Code app over each QR Code (below) and it will provide you with a link for each video. These videos are just over 10 minutes long and your child will be able to participate in them independently.

The sounds your child will recap over the next few weeks are (P.T.O):

ay 	ee 	igh 
ow 	oo 	oo 
ar 	or 	air 
ir 	ou 	oy 

I hope you find these videos beneficial. If you have any questions, please do not hesitate to contact me.

Kind Regards,

Mrs Moore
Phonics Lead