



Newton Leys
Primary School & Nursery

Key Instant Recall Facts **At** **Newton Leys Primary School**

To help develop children's fluency in mathematics, we ask them to learn Key Instant Recall Facts each half term.

The following sheets give a progression of skills in maths Key Instant Recall Facts to help parents support their child at home.

We expect children to practise their KIRFs at least 3 times a week.

Children will be assessed half termly on their KIRFs and supported in school to learn these facts.



Key Instant Recall Facts

Reception Autumn 2


I know how to say the number names in order to 5

I know how to count back in order from 5 to 0

I can recognise the days of the week

By the end of this half term, children should know the following facts. The aim is for them to recall these facts **instantly**.

- ❑ Keep repeating the names in order lots of times.
- ❑ Pause and let your child finish the sequence.
- ❑ Find lots of opportunities to count forwards to 5 and back to zero.



[5, 4, 3, 2, 1]

What day is it today?

Days of the Week

Lots of repetition of the days of the week in order. Use it when speaking. Today is Monday and we have swimming lessons. Yesterday was Sunday, we visited Auntie.

Sunday
Monday
Tuesday
Wednesday
Thursday
Friday
Saturday

Top Tips for Parents.

- Practise a little bit every day
- You don't need to do it all at once, have 'Fact of the Day'!
- Do it when you are on the move, walking or in the car.
- Make it real by using objects.

Key Instant Recall Facts

Reception - Spring 1

I know how to count in order to 10

I know how to count back in order from 10 to 0

By the end of this half term, children should know the following facts. The aim is for them to recall these facts **instantly**.

- ❑ Keep repeating the names in order lots of times.
- ❑ Pause and let your child finish the sequence.
- ❑ Find lots of opportunities to count forwards to 10 and back to zero.

1 2 3 4 5 6 7 8 9 10



10 9 8 7 6 5 4 3 2 1

Top Tips for Parents.

- Practise a little bit every day
- You don't need to do it all at once, have Fact of the Day!
- Do it when you are on the move, walking or in the car.
- Make it real by using objects.
- Use games, board games, dominoes, play cards
- Get your child to draw it, make posters or pictures

Key Instant Recall Facts

Reception - Spring 2


I can say one more or less than a number up to 10

By the end of this half term, children should know the following facts. The aim is for them to recall these facts **instantly**.



Key Vocabulary

- What is 1 **more** than 5?
- What is one **more** than 9?
- What is one **less** than 6?
- What is one **less** than 3?



Content example slides



Top Tips for Parents.

- Practise a little bit every day
- You don't need to do it all at once, have Fact of the Day!
- Do it when you are on the move, walking or in the car.
- Make it real by using objects.
- Use games, board games, dominoes, play cards
- Get your child to draw it, make posters or pictures

Key Instant Recall Facts

Reception - Summer 1

I can count forward in 10s

By the end of this half term, children should know the following facts. The aim is for them to recall these facts **instantly**.

Repeat the number sequence in order lots of times.

10, 20, 30, 40, 50, 60, 70, 80, 90, 100

Pause and let your child finish the sequence.



Play bingo with 10s numbers

Use 10p coins to count.



10 20 30 40
50 60 70
80 90 100

Top Tips for Parents.

- Practise a little bit every day
- You don't need to do it all at once, have Fact of the Day!
- Do it when you are on the move, walking or in the car.
- Make it real by using objects.
- Use games, board games, dominoes, play cards
- Get your child to draw it, make posters or pictures

Key Instant Recall Facts

Reception - Summer 2

I can count in 2s

By the end of this half term, children should know the following facts. The aim is for them to recall these facts **instantly**.

- ❑ Repeat the number sequence in order lots of times.
- ❑ 0, 2, 4, 6, 8, 10, 12, 14, 16, 18, 20
- ❑ Pause and let your child finish the sequence.
- ❑ Use 2p coins to count in 2s



Name _____

Counting in 2's

1 2 3 4 5 6 7 8 9 10 11 12 13 14 15 16 17 18 19 20

How many wheels?



How many shoes?



How many footprints?



How many gloves?

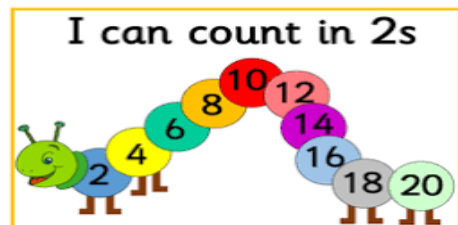


How much money?



How many socks?





Top Tips for Parents.

- Practise a little bit every day
- You don't need to do it all at once, have Fact of the Day!
- Do it when you are on the move, walking or in the car.
- Make it real by using objects.
- Use games, board games, dominoes, play cards
- Get your child to draw it, make posters or pictures